



Super Star Clarinets!



This video, along with other clarinet reading and playing videos, are available at tshollband.com or roberthinds.net



Difficulty: **Level 1**

New Trick: Playing the new low "F" in songs!

Secret: For **HUGE** low notes, totally cover (plug) each hole- no air leaks.

Star #1 TWO NEW NOTES

Tally Count _____

25!

Secret: An easy way to remember the names of the lower ledger lines is "C-A-F-E"

Secret: Be careful not to touch the side keys. That's another way to get leaks.

Star #2 "LOW" CROSSED BUNS

Tally Count _____

25!

Level 1 Test

Star #3 MERRILY WE "LOW" ALONG

Tally Count _____

25!

Congratulations! You are now a Level 1 STAR!

Date passed: _____



Difficulty: **Level 2**

New Trick: Pinky Workout! Adding Low "E" in songs- then getting faster!

Secret: Playing these songs every day for a month makes them EASY!!

Star #4 THAT'S A WRAP

(Red Book #107)

Tally Count _____

25!

Level 2 Test

Star #5 POLLY WOLLY DOODLE

(Red Book #108)

Tally Count _____

25!

Congratulations! You are now a Level 2 STAR!

Date passed: _____



Difficulty: **Level 3**

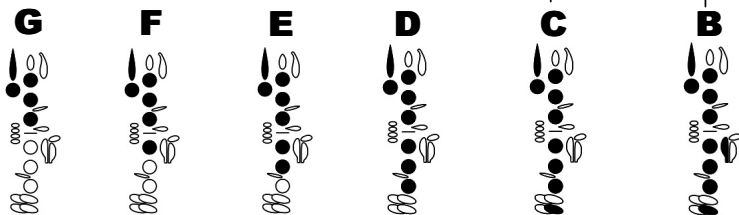

New Trick: Adding High "register"-key notes "G"-"C" in songs!

Secret: The fingerings are the same as Star #1- just add the "register" key!

Star #6 SIX NEW NOTES

Tally Count _____

25!



Secret: Firm embouchure muscles and #3 reeds make high notes easier!

Star #7 "HIGH" CROSSED BUNS

Tally Count _____

25!



Level 3 Test

Star #8 LITTLE LAMB SAYS "HIGH"

Tally Count _____

25!



Congratulations! You are now a Level 3 STAR!

Date passed: _____



Difficulty: **Level 4**

New Trick: Adding the 3rd line "B" in songs!

Secret: The fingerings are the same as Star #4, you just add the "register" key!

Level 4 Test

Star #9 THAT'S A HIGH WRAP

Tally Count _____

25!



Congratulations! You are now a Level 4 STAR!

Date passed: _____



Difficulty: **Level 5**

New Trick: "Crossing the Break"- from low notes to high "register" key notes.

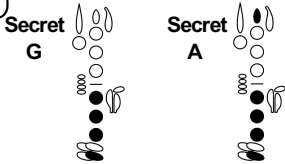
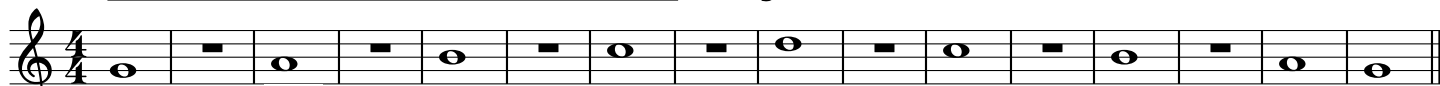
Secret: Keep blowing as you press your fingers down and the sound will start.

Secret G & A: Keep your right hand fingers down on "Open G" & 2nd space "A".

Star #10 6th GRADE 5-NOTE SCALE

Tally Count _____

25!




Secret: It's a "numbers game"- the more times you play this, the easier it gets because your muscles will start to remember and do it on their own!

Level 5 Test (Red Book #132)

Star #11 READY OR NOT

Tally Count _____

25!



Congratulations!

You are now a SUPER STAR Clarinet!

Date passed: _____

